


# Product data sheet

Specifications



Power relay, SE Relays, 25A, 2NO, 240VAC, LED push button, blade terminals, DIN or panel mount

725BXXBC3ML-240A

Product availability: Non-Stock - Not normally stocked in distribution facility

Price\*: 14.48 USD

## Main

Range of Product	Harmony Electromechanical Relays
Series name	Power
Product or Component Type	DIN rail/panel mount relay
Contacts type and composition	2 NO
[In] rated line current	25 A
Local signalling	LED indicator test button
Network Frequency	50/60 Hz

## Complementary

class number	725
Minimum switching current	100 mA 5 V DC
Maximum switching voltage	240 V CE 277 V UL
Drop-out voltage threshold	AC
Rated power in W	1.3 kW 120 V tungsten
Nominal input voltage	204...264 V AC 50/60 Hz
Rated power in hp	1 hp 120 V AC 2 hp 277 V AC
[Ie] rated operational current	25 A at 277 V AC (on resistive load) conforming to UL 25 A at 240 V AC (general purpose) conforming to UL 25 A at 30 V DC (on resistive load) conforming to UL 25 A at 240 V AC (on resistive load) conforming to IEC 25 A at 28 V DC (on resistive load) conforming to IEC
Mechanical durability	5000000 cycles
Mounting Support	DIN rail Flange
Contacts material	Silver alloy contacts
Control Type	Test button
Width	1.4 in (34.9 mm)
Height	2.7 in (67.7 mm)
Depth	1.9 in (49.4 mm)
Net Weight	4.2 oz (120 g)
Coil resistance	21000 Ohm

Price is "List Price" and may be subject to a trade discount – check with your local distributor or retailer for actual price.

Average coil consumption	2.50 VA
Wire stripping length	0.3 in (8 mm)
Response Time	30 ms
Associated fuse rating	32 A gG at 400 V coordination type 2 for power circuit
Short-circuit current	3 kA
Average pole impedance	2 mOhm

## Environment

Standards	IEC 60947-1 UL 60947-4-1A
Product Certifications	UL CSA CE
Ambient Air Temperature for Storage	-67.0000000000...212.0000000000 °F (-55...100 °C)
Ambient Air Temperature for Operation	-4.0000000000...131.0000000000 °F (-20...55 °C)

## Ordering and shipping details

Category	US10CP221127
Discount Schedule	0CP2
GTIN	3606480278907
Returnability	No
Country of origin	CN

## Packing Units

Unit Type of Package 1	PCE
Number of Units in Package 1	1
Package 1 Height	1.94 in (4.94 cm)
Package 1 Width	1.30 in (3.31 cm)
Package 1 Length	2.67 in (6.77 cm)
Package 1 Weight	4.2 oz (120.0 g)
Unit Type of Package 2	BB1
Number of Units in Package 2	10
Package 2 Height	3.0 in (7.6 cm)
Package 2 Width	5.7 in (14.6 cm)
Package 2 Length	12.6 in (31.9 cm)
Package 2 Weight	2.6 lb(US) (1.2 kg)
Unit Type of Package 3	CAR
Number of Units in Package 3	100
Package 3 Height	13.0 in (33.0 cm)
Package 3 Width	12.2 in (31.0 cm)
Package 3 Length	14.2 in (36.0 cm)
Package 3 Weight	26.5 lb(US) (12.0 kg)

## Sustainability

**Green Premium™ label** is Schneider Electric's commitment to delivering products with best-in-class environmental performance. Green Premium promises compliance with the latest regulations, transparency on environmental impacts, as well as circular and low-CO<sub>2</sub> products.

**Guide to assessing product sustainability** is a white paper that clarifies global eco-label standards and how to interpret environmental declarations.

[Learn more about Green Premium >](#)

[Guide to assess a product's sustainability >](#)

## Well-being performance

✓ Reach Free Of Svhc

---

✓ Toxic Heavy Metal Free

---

✓ Mercury Free

---

✓ Rohs Exemption Information [Yes](#)

---

**Reach Regulation** [REACH Declaration](#)

---

**Eu Rohs Directive** Pro-active compliance (Product out of EU RoHS legal scope)  
[EU RoHS Declaration](#)

---

**China Rohs Regulation** [China RoHS declaration](#)

---

**Weee** The product must be disposed on European Union markets following specific waste collection and never end up in rubbish bins.

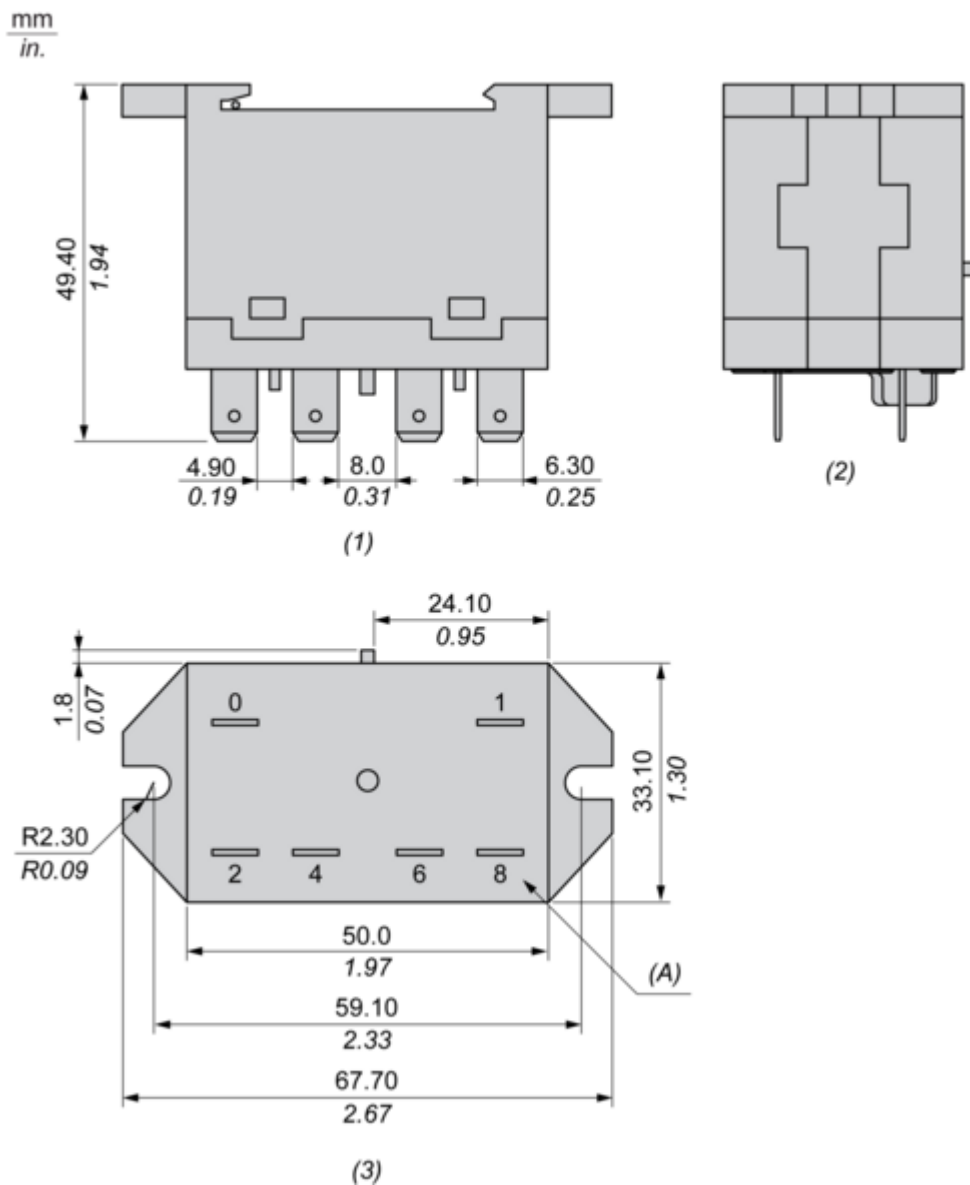
---

**California Proposition 65** "WARNING: This product can expose you to chemicals including: Nickel compounds, which is known to the State of California to cause cancer, and Di-isodecyl phthalate (DIDP), which is known to the State of California to cause birth defects or other reproductive harm. For more information go to [www.P65Warnings.ca.gov](http://www.P65Warnings.ca.gov)"

---

Dimensions Drawings

Dimensions

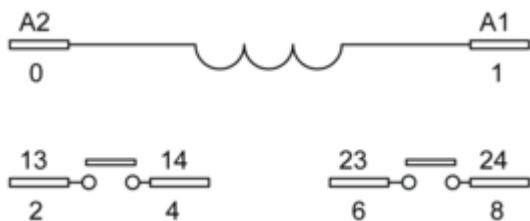


- (1) : Back View
- (2) : Side View
- (3) : Top View
- (A) : Terminal numbers molded into base

Connections and Schema

Wiring

---



Technical Illustration

Dimensions

---

Image of product / Alternate images

Alternative

---



